




AC Series

Access Control Keypad
100 User Codes



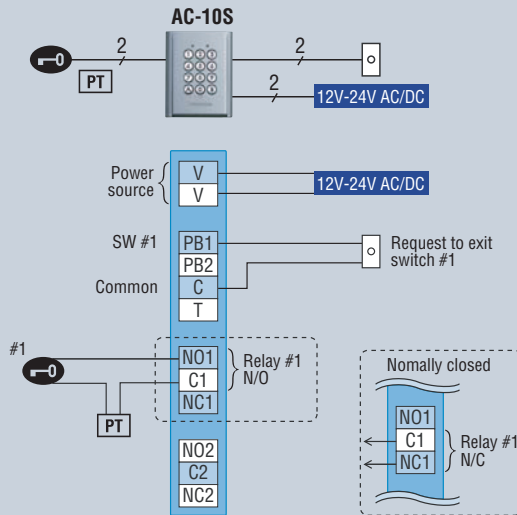
Security Access Control

AC Access Control

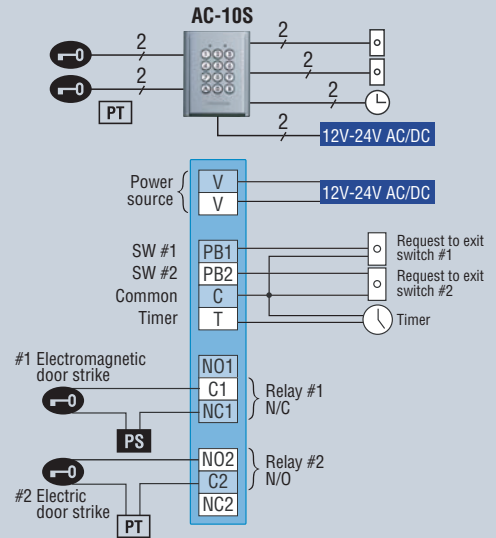
Wiring

PT : AC Transformer
PS : Power supply

1. Relay #1 (N/O)



2. Relay #1 (N/C) & Relay #2 (N/O)



Features

- Up to 100 user codes (#1 relay: 60, #2 relay: 40)
- 4, 5 or 6 digits user code length
- 2 relays (both of relays have N/O and N/C)
- Keypad lockout function
- Anti-tailgate function
- One push door release with external timer connection
- Key pad illumination

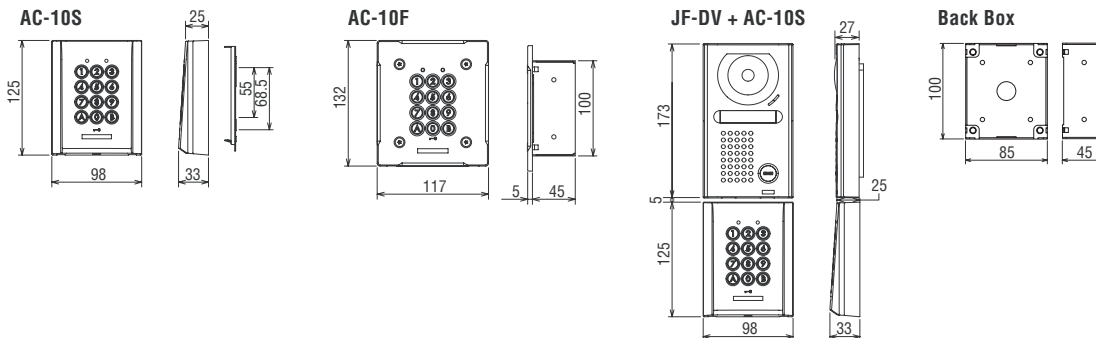
Cables

- 0.65 – 1.0mm
- PE (polyethylene) insulation and vinyl insulation
- Solid copper conductor

Specifications

Power Source	12 – 24V AC/DC
Consumption	AC: Max. 100mA DC: Max. 70mA
Relay	Outputs: 2 Contact rating: 24V AC/DC 3A (resistive load) 1A (inductive load) Dry contact: N/O or N/C Operating time: 1- 99 secs
Access Code	Number: Up to 100 (#1: 60, #2: 40) Code length: 4 – 6 digit
Wiring	Two conductors
Wiring Distance	Unit-Power supply Door strike 0.65 – 1.0mm 100m Unit power 0.65 – 1.0mm 300m Exit/entry button & timer 0.65 – 1.0mm 300m
IP Rating	IP54

Unit dimensions



Your local Aiphone reseller:

